



Aluminum Market overview-Egypt

December 2023



THINK TANK EGYPT
— CONSULTING FIRM —



Aluminum Market – Egypt

Type of report: Market overview

Report focus: Egypt

Sector: industry

Industry: Aluminum

Product: Unwrought aluminum- waste and scrap- power and flakes- bar and rods- foil- tubes and pipes- structures- reservoirs and tanks- drums and boxes- containers- wires- for household- articles

Product HS code: 7601 to 7616

Data tolerance: 5% +/-.



Intro:

TTE would like to present in this report the magnitude of the aluminum market.

Therefore this informative graphical report will aid building solid criteria for which to understand the market by what strategy.

Thus, our approach maintained the granulation for the data needed from macro level to the mid-level data, also by showing Egypt position in the global market.

The Aluminum Market is described briefly as follows:

The global Aluminum market size was valued at USD 1963.5 million in 2022 and is expected to expand at a CAGR of 2.06% during the forecast period, reaching USD 2218.93 million by 2028.

Aluminum or aluminium is a chemical element with symbol Al and atomic number 13. It is a silvery-white, soft, nonmagnetic and ductile metal in the boron group.

By mass, aluminum makes up about 8% of the Earth's crust; it is the third most abundant element after oxygen and silicon and the most abundant metal in the crust, though it is less common in the mantle below.

The chief ore of aluminum is bauxite. Aluminum metal is so chemically reactive that native specimens are rare and limited to extreme reducing environments. Instead, it is found combined in over 270 different minerals.

Aluminum is remarkable for its low density and its ability to resist corrosion through the phenomenon of passivation. Aluminum and its alloys are vital to the aerospace industry and important in transportation and building industries, such as building facades and window frames. The oxides and sulfates are the most useful compounds of aluminum.



Top aluminum producers:

- North America (United States, Canada and Mexico)
- Europe (Germany, UK, France, Italy, Russia and Turkey etc.)
- Asia-Pacific (China, Japan, Korea, India, Australia, Indonesia, Thailand, Philippines, Malaysia, and Vietnam)
- South America (Brazil etc.)
- Middle East and Africa (**Egypt** and GCC Countries)

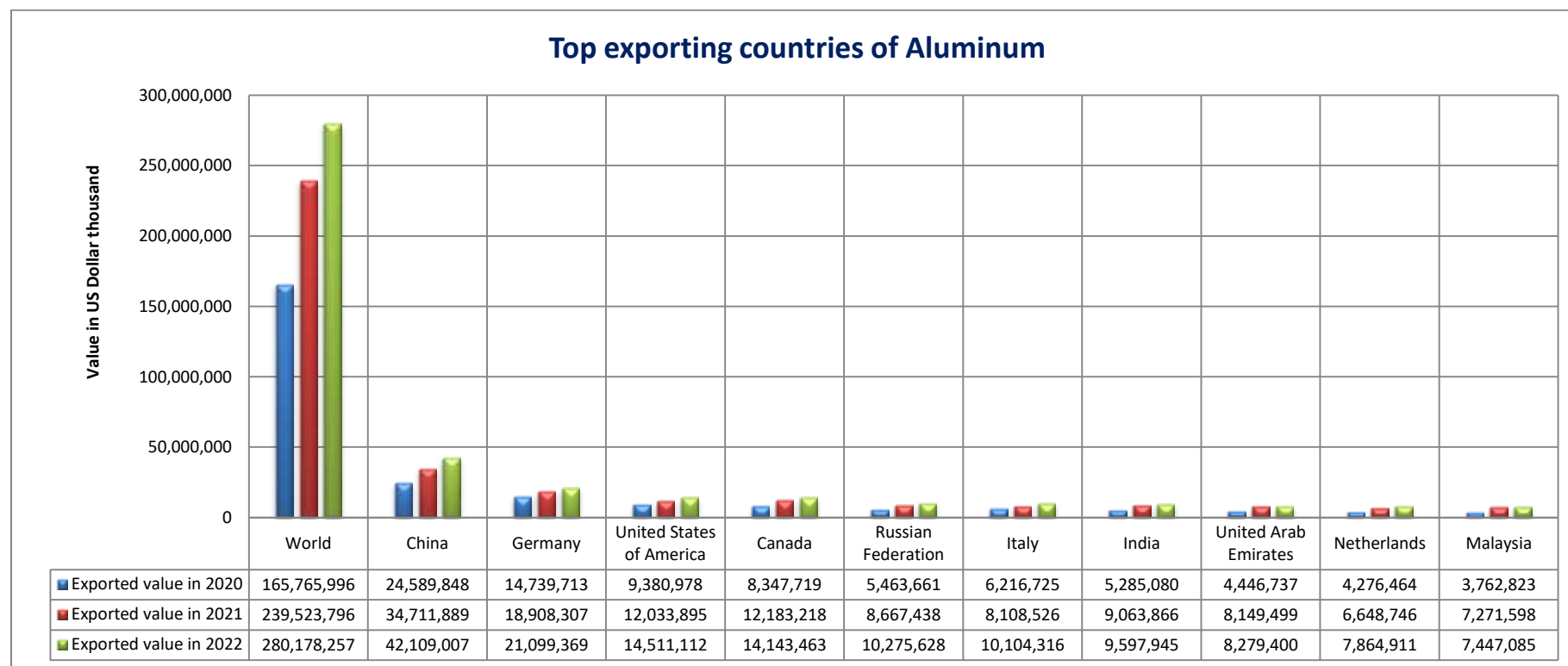


ALUMINUM MARKET OVERVIEW-EGYPT

Global trade indicators:

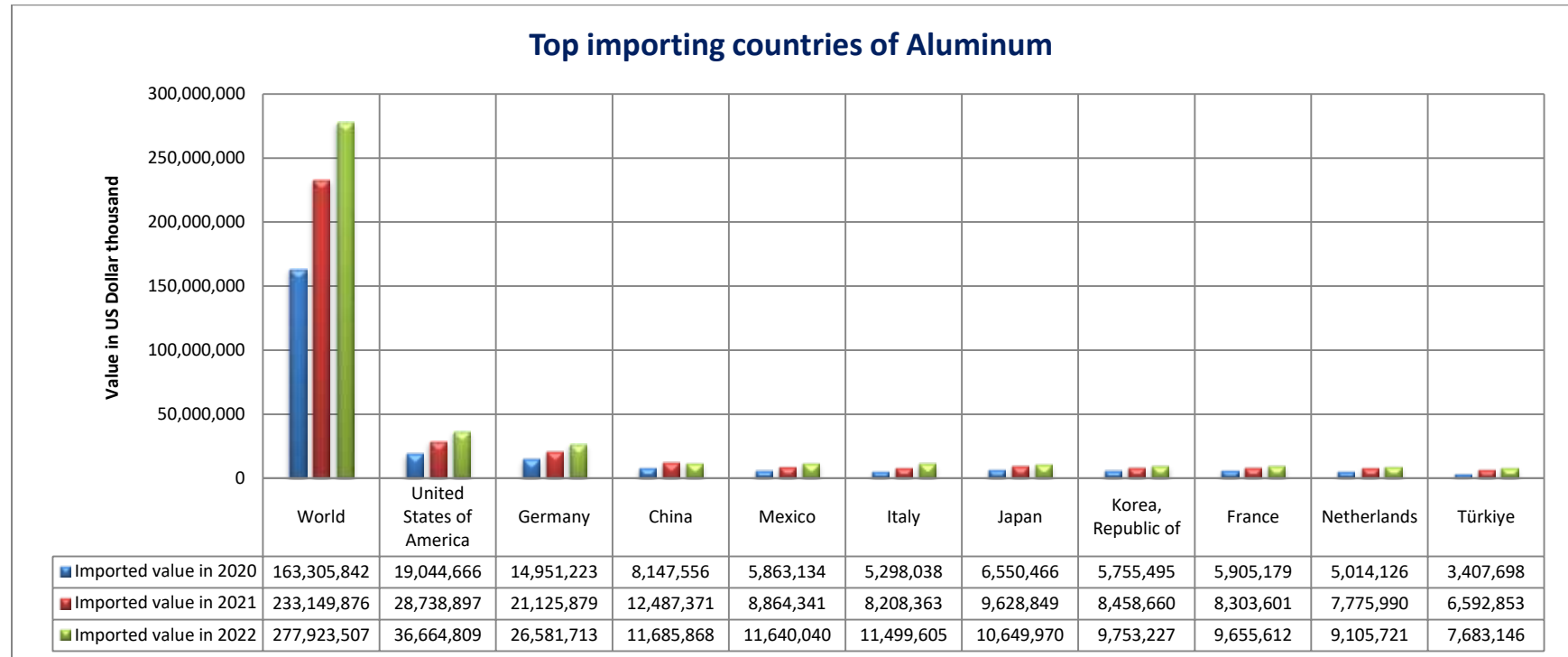
Aluminum exports reached \$ 280.178 B in 2022 compared to \$ 239.523 B in 2021

Top exporting countries:





Top importing countries of Aluminum:





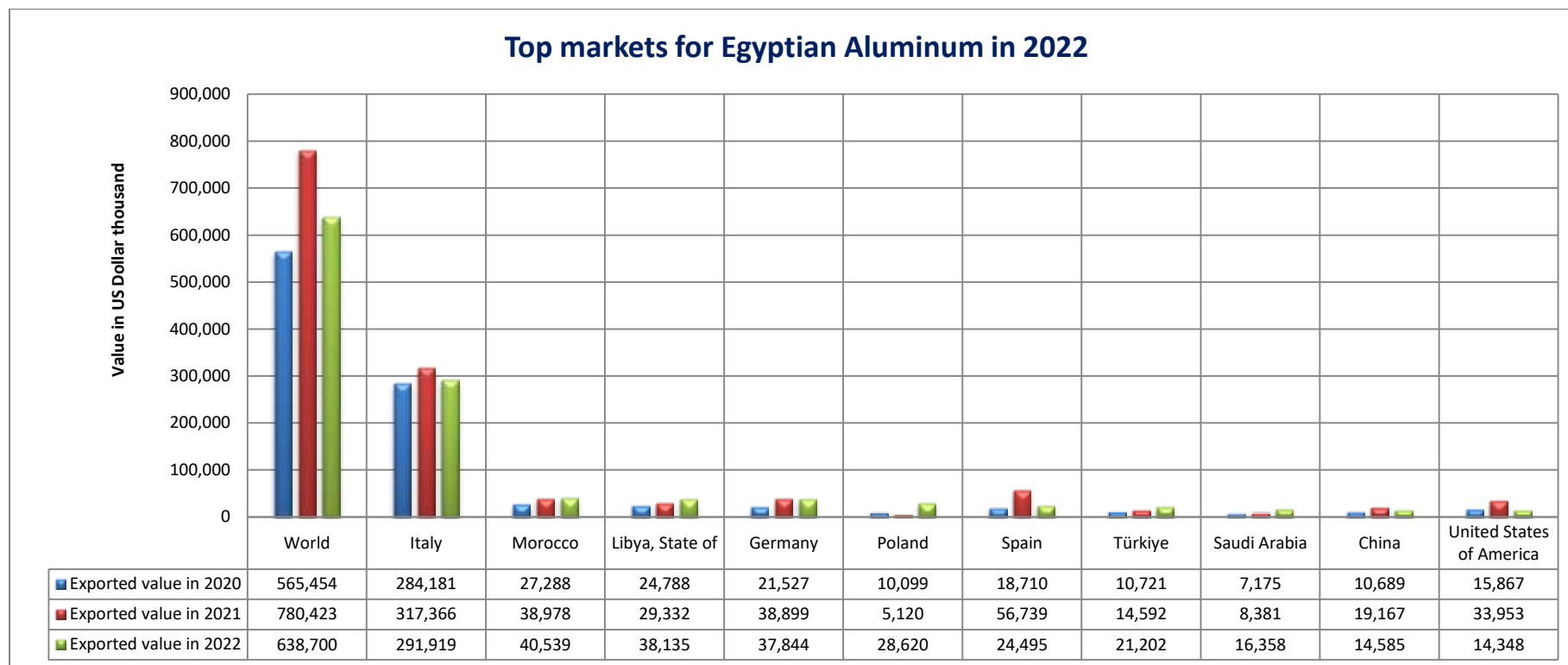
Egypt Aluminum exports indicators:

- ❑ Egypt ranked as 56th aluminum exporter globally
- ❑ Egyptian Aluminum exports market share 0.2% of product international trade
- ❑ Egypt Aluminum exports reached \$ 638.700 M in 2022 compared to \$ 780.422 M in 2021
- ❑ Egypt Aluminum exported to 76 countries in 2022
- ❑ Egypt Aluminum exports reached to 13 new markets in 2022
- ❑ Egypt Aluminum exports represent 1.2% of total exports in 2022
- ❑ Egypt Aluminum imports reached \$ 928.826 M in 2022 compared to \$ 936.601 M in 2021
- ❑ Egypt imports Aluminum from 48 countries in 2022

- Egypt aluminum production reached 320.000 tons in 2022.
- Egypt plan to increase the aluminum production to 570.000 tons by end of 2024.
- Egypt local market consumed 495.000 tons in 2022.

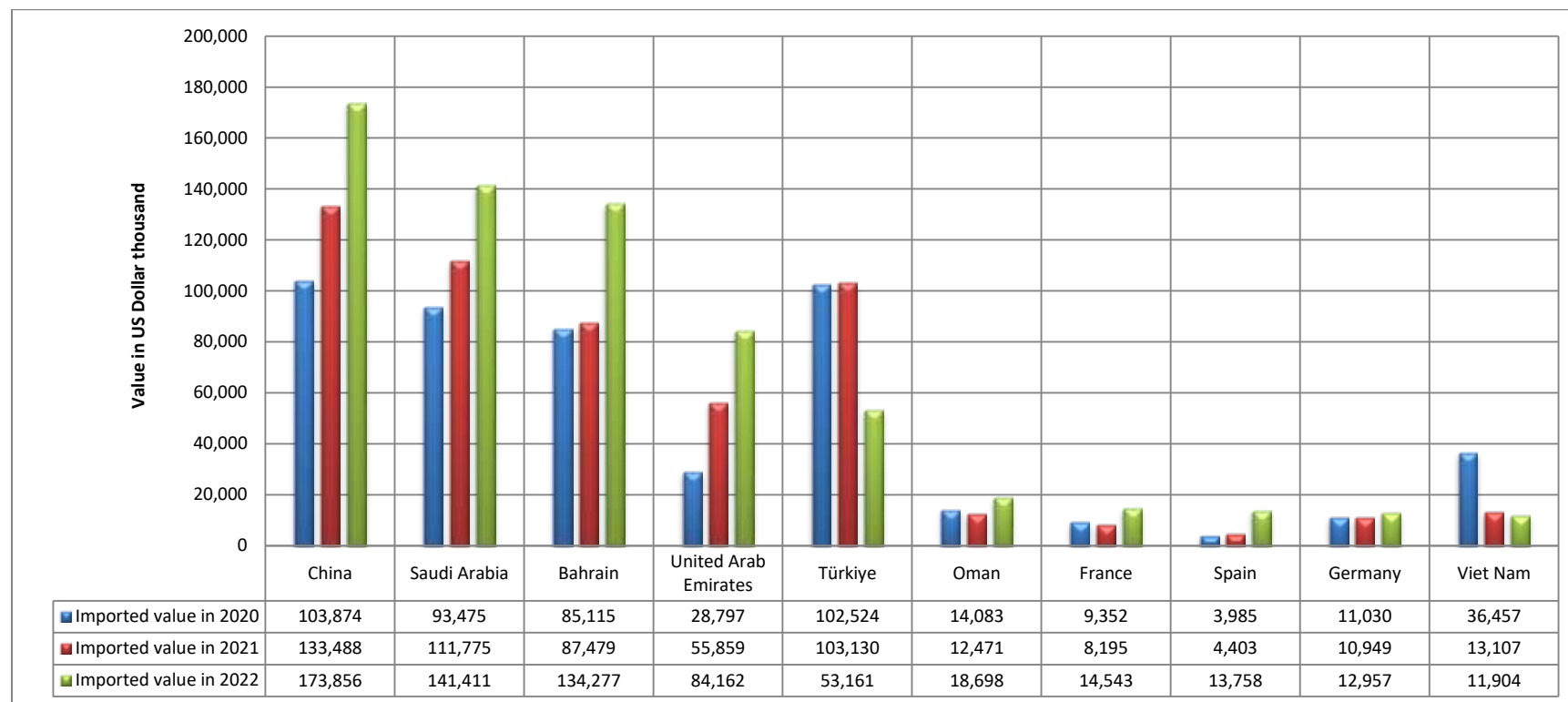


Top markets for Egyptian Aluminum in 2022:





Top exporting countries of aluminum to Egypt:





ALUMINUM MARKET OVERVIEW-EGYPT

List of aluminum products exported by Egypt:

Code	Product label	Select your indicators									
		Value exported in 2022 (USD thousand)	Trade balance 2022 (USD thousand)	Annual growth in value between 2018-2022 (% p.a.)	Annual growth in quantity between 2018-2022 (% p.a.)	Annual growth in value between 2021-2022 (% p.a.)	Annual growth of world imports between 2018-2022 (% p.a.)	Share in world exports (%)	Ranking in world exports	Average distance of importing countries (km)	Concentration of importing countries
'TOTAL	All products	48148651	31563495	13		18	7	0.2	61	3762	0.04
'7601	Unwrought aluminum	216474	161959	15	6	-31	12	0.2	49	2643	0.58
'7606	Plates, sheets and strip	155114	139	251	226	91	9	0.3	38	3025	0.34
'7604	Bars, rods	109342	-22733	-12	-19	-4	10	0.4	37	2710	0.12
'7605	Aluminum wire	62213	-4558	5	-2	69	12	1.1	23	2648	0.2
'7612	Casks, drums, cans, boxes	41991	16296	13	10	-30	12	0.6	40	1716	0.42
'7615	Table, kitchen or other household articles	19141	-24505	21	8	-23	10	0.3	32	1863	0.17
'7610	Structures and parts of structures	11436	-38211	40	36	57	7	0.1	57	1776	0.41
'7607	Aluminum foil	8001	-137983	36	27	106	8	0	53	1910	0.09
'7616	Articles of aluminum	5683	-13200	-10		-37	6	0	65	1979	0.16
'7603	Powder and flakes, of aluminum	1622	764	-63		-99	23	0.1	33	3316	0.76
'7602	Waste and scrap, of aluminum	1326	-4839	-22	-28	-87	14	0	118	3025	1
'7608	Aluminum tubes and pipes	651	-4641	-20	-26	5	5	0	58	2198	0.26



ALUMINUM MARKET OVERVIEW-EGYPT

Trade balance by aluminum products- Egypt:

Product label	Balance in value in 2020,US Dollar thousand	Balance in value in 2021,US Dollar thousand	Balance in value in 2022,US Dollar thousand	value in 2022,US Dollar thousand	Imported value in 2022,US Dollar thousand
Unwrought aluminum	145333	247960	161959	216474	54515
Casks, drums, cans, boxes and similar containers, incl. rigid or collapsible tubular containers,	56578	54074	16296	41991	25695
Powder and flakes, of aluminum	98207	117558	764	1622	858
Plates, sheets and strip, of aluminum, of a thickness of > 0,2 mm (excl. expanded plates	-131671	-62024	139	155114	154975
Reservoirs, tanks, vats and similar containers, of aluminum, for any material	-670	51	-1	1	2
Aluminum tube or pipe fittings "e.g., couplings, elbows, sleeves"	-413	-445	-421	173	594
Aluminum containers for compressed or liquefied gas	-1349	-2127	-1588	1	1589
Aluminum wire (excl. stranded wire, cables, plaited bands and the like and other articles ...	-16641	-20711	-4558	62213	66771
Aluminum tubes and pipes (excl. hollow profiles)	-3188	-4436	-4641	651	5292
Waste and scrap, of aluminum (excluding slags, scale and the like from iron and steel production	-1185	1737	-4839	1326	6165
Stranded wire, cables, plaited bands	-32310	-4257	-12872	5531	18403
Articles of aluminum	-7895	-3368	-13200	5683	18883
Bars, rods and profiles, of aluminum	67217	48783	-22733	109342	132075
Table, kitchen or other household articles, sanitary ware, and parts thereof, of aluminum	-78173	-80349	-24505	19141	43646
Structures and parts of structures "e.g., bridges and bridge-sections, towers, lattice masts	-17119	-35398	-38211	11436	49647
Aluminum foil, "whether or not printed or backed with paper, paperboard, plastics or similar	-78789	-115559	-137983	8001	145984

